



READY FOR ADVENTURE

CLASSIC / LXE

And home on the road has never been more luxurious



ENVIRONMENTALLY FRIENDLY



CAMPERS SINCE 1984

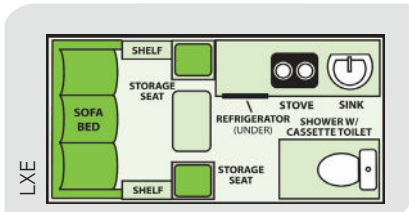
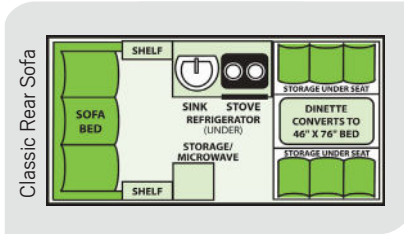
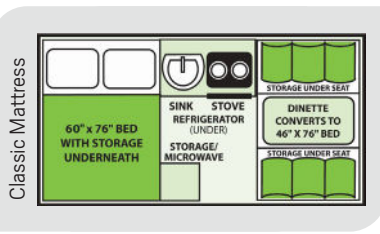
Aliner: Classic and LXE

This is the model that started it all. All other Aliner models are variations of this original design. Classic earned its name by satisfying customers for over 39 years. It's not the largest or smallest. It's not the heaviest or lightest. It's what Classic owners like to call "just right." Versatile, adaptable, comfortable with everything you want and nothing you don't. The Classic is just that ...classic.

Features

Specifications and components are subject to change without notice. See your dealer for details.

- Real Hardwood Cabinet Doors
- LED Exterior Running Lights
- Additional Corner Windows
- Exterior Electrical Outlet
- Microwave
- Larger 3.0 cu. ft. Refrigerator
- Hard Dormer Option
- Azdel Lightweight, Composite Interior Wall and Ceiling Panels
- Exterior Propane Connection
- 3 Interior Electrical Outlets
- Front Utility Light
- Radial Tires
- LED Interior Floor Light
- 2 Exterior Bag Doors
- Cable Hook-Up
- Optional Extreme Off-Road Package



ALINER
 Aliner.com | 724-237-5227

CAMPER SPECS

	Classic Mattress/Rear Sofa	LXE
Overall Length (feet)	15'	15'
Width (inches)	78"	78"
Closed Height (inches)	64"	64"
Dry Weight (lbs.)	1,725 lbs.	1,930 lbs.
Tires and Wheels	14" Aluminum Standard	14" Aluminum Standard
Gross Vehicle Weight Rating (GVWR) & Axle Rating	3,000 lbs.	3,000 lbs.
Dry Hitch Weight	180 lbs.	180 lbs.

INTERIOR

Sink	S	S
Shower and Toilet Combo	N/A	S
Fresh Water	11 gallon	11 gallon
Electrical Outlets	3	3
LED Interior Lights	S	S
Front Bed	46" x 76"	N/A
Rear Bed	60" x 76"	74" x 76"

APPLIANCES

Water Pump	S	S
Dometic Refrigerator	3.0 cu. ft. Gas/Electric	3.0 cu. ft. Gas/Electric
Microwave	S	S
Stove Top (2 Burner)	In/Out	Built-In
18,000 Btu Furnace	S	S
6 Gallon DSI Water Heater	S	S
Air Conditioning -Heat Pump	S	S

EXTERIOR

Stabilizer Jacks	4	4
Outside Shower	S	S
Baggage Doors	2	2
Front Utility Light	S	S
LED Running Lights	S	S
Exterior Outlet	S	S
Outside LP Connection	S	S
Gray Fiberglass	S	S

DORMERS

Front Dormer (Soft)	O	O
Rear Dormer (Soft)	O	O
Front Dormer (Hard)	O	S
Rear Dormer (Hard)	O	O

CONVENIENCE

Dual Tanks and Cover	S	S
High Wind Lift Assist	S	S
15" Off-Road Tires w/ Graphics Pkg.	O	O
Outside Grill	O	O