



The *Original* A-Frame Camper Since 1984

2020 ALINER PRODUCT CATALOG



SCOUT RANGER

LITE 10&12

Aliner.com

We have over 35 years experience and still continue to build *every* Aliner by hand.



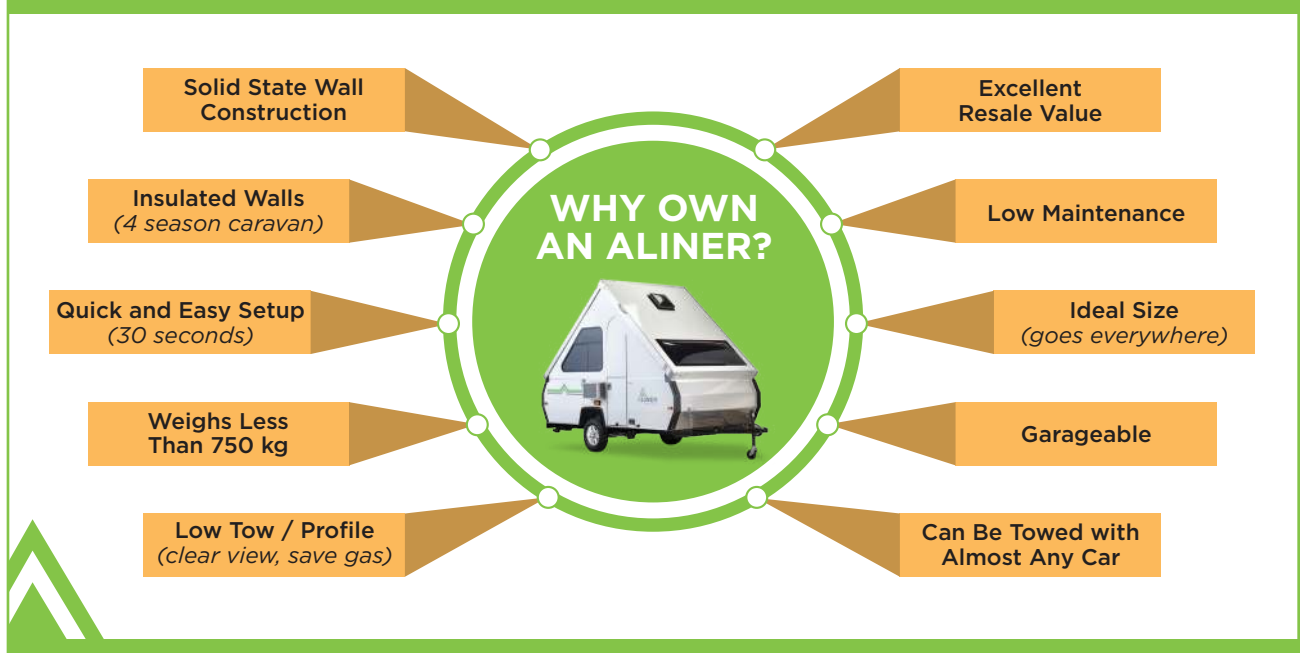
30

30 second setup time



750

Weighs less than 750 kg

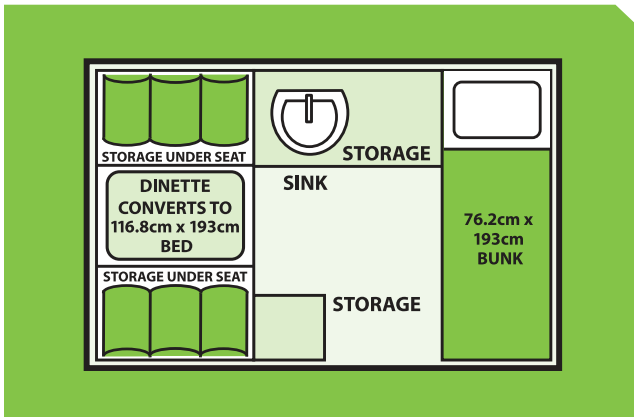




SCOUT LITE

QUICK SPECS:
3.05 m INTERIOR • 3.96 m TRAILER • 535.2 kg

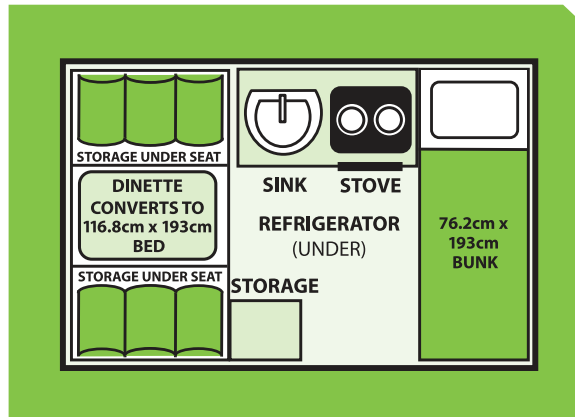
The affordable Aliner Scout model was made with traditional tent campers in mind. We love the outdoors. But there comes a point when the thrill of sleeping on the ground is, well, “been there done that.” With the Scout, you can hold on to that pure, simple camping experience while enjoying some essential amenities, like a roof over your head, a comfortable bed, and ample storage for all your gear. Plus, it all comes at an unbeatable price!



RANGER 10

QUICK SPECS:
3.05 m INTERIOR • 3.96 m TRAILER • 555.7 kg

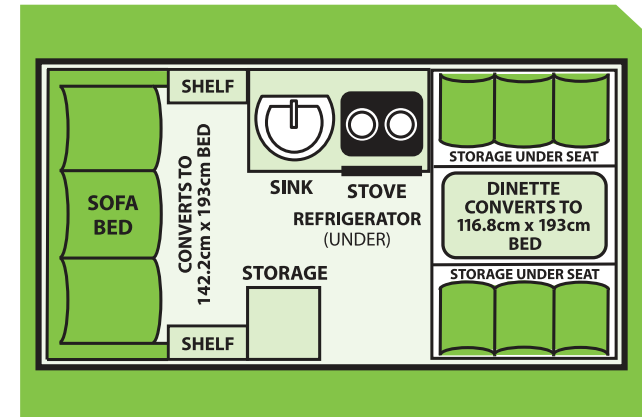
The Ranger 10 is the more economical version of the Classic. It's lighter and boasts a few less bells and whistles, yet the Ranger 10 still offers ample space, a full range of standard and optional features, and of course the same outstanding quality, efficiency, and versatility you get with every Aliner.



RANGER 12

QUICK SPECS:
3.66 m INTERIOR • 4.57 m TRAILER • 657.7 kg

The Ranger 12, with its additional space, gives campers a few different floor plan options than the slightly smaller Ranger 10. Still the more economical and lighter version of the Classic and boasting a few less bells and whistles, the Ranger 12 offers ample space, several standard and optional features, and of course the same quality, efficiency and versatility that you get with every Aliner.





ALINER CAMPER SPECIFICATIONS



CAMPER SPECS	Scout Lite	Ranger 10	Ranger 12
Length (m)	3.96 m	3.96 m	4.57 m
Width (cm)	198 cm	198 cm	198 cm
Closed Height (cm)	144.8 cm	144.8 cm	144.8 cm
Dry Weight (kg)	535.2 kg	555.7 kg	657.7 kg
Tires and Wheels	33 cm Aluminum Standard	33 cm Aluminum Standard	33 cm Aluminum Standard
Gross Vehicle Weight Rating (GVWR)	1,134 kg Standard	1,134 kg Standard	1,134 kg Standard
Dry Hitch Weight	58.9 kg	79.4 kg	68 kg
INTERIOR	Scout Lite	Ranger 10	Ranger 12
Sink	O	S	S
Fresh Water	N/A	41.64 liters	41.64 liters
Electrical Outlets	1h	2	2
USB Ports	S	S	S
LED Interior Lights	S	S	S
Front Bed	76.2 cm x 193 cm	76.2 cm x 193 cm	116.8 cm x 193 cm
Rear Bed	116.8 cm x 193 cm	116.8 cm x 193 cm	142.2 cm x 193 cm
APPLIANCES	Scout Lite	Ranger 10	Ranger 12
Water Pump	N/A	S	S
Stove Top (2 Burner)	N/A	Built-In	Built-In
EXTERIOR	Scout Lite	Ranger 10	Ranger 12
Stabilizer Jacks	4	4	4
Solar Port	S	S	S
Standard Axle (1,134 kg 33 cm Wheels)	S	S	S
Outside Shower	N/A	S	S
Baggage Doors	O	1	2
Gray Fiberglass	S	S	S
OPTIONS	Scout Lite	Ranger 10	Ranger 12
Front Dormer (Hard)	N/A	O	O
Rear Dormer (Hard)	N/A	N/A	O
High Wind Lift Assist	O	O	O

O = Optional • S = Standard • N/A = Not Available

 **1 PERSON**
 **2 HANDS**
 **30 SECONDS**

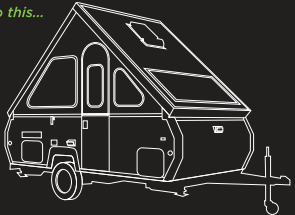
From this...



That's all you need to set up your Aliner camper.



to this...



Made in USA.

ALINER: 1297 Kecksburg Road • Mount Pleasant, PA 15666 • info@aliner.com • 724-237-5227

Aliner.com