



*Your Home on the Road*

# PRODUCT CATALOG



Revision Date: 9/2024

2025 PRODUCT CATALOG  
ALINER: 1297 Kecksburg Road • Mount Pleasant, PA 15666 • [info@aliner.com](mailto:info@aliner.com) • 724-237-5227

ALINER CAMPER SPECIFICATIONS	Scout Lite	Scout	Ranger 10 Dual Bed/Rear Dinette	Ranger 12	Classic Rear Sofa/Mattress	Classic Twin Bed
<b>CAMPER SPECS</b>						
Length (feet)	13'	15'	13'	15'	15'	15'
Width (inches)	78"	78"	78"	78"	78"	78"
Closed Height (inches)	62"	64"	62"	64"	64"	64"
Open Height (inches)	108"	121" Street / 124" Off Road	108"	121" Street / 124" Off Road	121" Street / 124" Off Road	121" Street/ 124" Off Road
Interior Height (inches floor to peak)	84"	97"	84"	97"	97"	97"
Dry Hitch Weight (lbs.)	130 lbs.	130 lbs.	175 lbs.	150 lbs.	160 lbs.	160 lbs.
Dry Weight (lbs.)	1,190 lbs.	1,405 lbs.	1,300 lbs.	1,510 lbs.	1,725 lbs.	1,810 lbs.
Gross Vehicle Weight Rating (GVWR)	3,000 lbs.	3,000 lbs.	3,000 lbs.	3,000 lbs.	3,000 lbs.	3,000 lbs.
Tires and Wheels	14" Aluminum Standard	14" Aluminum Standard	14" Aluminum Standard	14" Aluminum Standard	14" Aluminum Standard	14" Aluminum Standard
<b>INTERIOR</b>						
Sink	S	S	S	S	Euro, (Flush Mount)	Euro, (Flush Mount)
Shower and Toilet Combo	N/A	N/A	N/A	N/A	N/A	N/A
Swivel Cassette Toilet	N/A	N/A	N/A	N/A	N/A	N/A
Fresh Water	City Water Only	City Water Only	11 gallon	11 gallon	11 gallon	11 gallon
Electrical Outlets	2	3	2	3	3	3
LED Interior Lights	S	S	S	S	S	S
Front Bed	30" x 76"	46" x 76"	30" x 76" (Dual Bed)	46" x 76"	46" x 76"	30" x 76"
Rear Bed	40" x 76"	56" x 76"	40" x 76" (DB) / 47" x 76" (RD)	56" x 76"	60" x 76"	28" x 75" Twin Beds
<b>APPLIANCES</b>						
Water Pump	N/A	N/A	S	S	S	S
1.7 cu. ft. 12 Volt Refrigerator	O	O	S	S	N/A	N/A
3.1 cu. ft. 12 Volt Refrigerator	N/A	N/A	N/A	N/A	S	S
Microwave	N/A	N/A	N/A	N/A	S	S
Stove Top (2 Burner)	N/A	N/A	Built-In	Built-In	Euro, (Flush Mount)	Euro, (Flush Mount)
16,000 BTU Furnace	N/A	N/A	S	S	S	S
Water Heater	N/A	N/A	S	S	S	S
Air Conditioning-Heat Pump	N/A	O	N/A	O	S	S
6,000 BTU Side-Mount Air Conditioning	O	O	O	O	N/A	N/A
<b>EXTERIOR</b>						
Stabilizer Jacks	4	4	4	4	4	4
Outside Shower	N/A	N/A	S	S	S	S
Baggage Doors	1	2	1	2	2	2
Front Utility Light	N/A	N/A	N/A	N/A	S	S
LED Running Lights	S	S	S	S	S	S
Exterior Outlet	S	S	S	S	S	S
Outside LP Connection	N/A	N/A	S	S	S	S
Fiberglass	Gray	Gray	Gray	Gray	Gray	Gray
185 Watt Solar Panel on Front Dormer	N/A	O	N/A	O	O	O
185 Watt Solar Panel on Rear Dormer	N/A	N/A	N/A	N/A	N/A	N/A
<b>DORMERS</b>						
Front Dormer (Soft)	O	O	O	O	O	N/A
Rear Dormer (Soft)	N/A	O	N/A	O	O	O
Front Dormer (Hard)	N/A	N/A	N/A	O	O	S
Rear Dormer (Hard)	N/A	N/A	N/A	O	O	O
<b>CONVENIENCE</b>						
Dual Tanks and Cover	N/A	N/A	S	S	S	S
High Wind Lift Assist	S	S	S	S	S	S
Lift Kit and 15" Off-Road Tires (Adds 3" to Height)	N/A	O	N/A	O	O	O
Eco Flow Complete P&P 48 Volt Power System	N/A	N/A	N/A	N/A	N/A	N/A
One 5kWh LFP Lithium Battery	N/A	N/A	N/A	N/A	N/A	N/A
2 x EF 400-Watt Rigid Solar Panels	N/A	N/A	N/A	N/A	N/A	N/A

S = Standard O = Optional N/A = Not Applicable

LXE	Expedition Rear Sofa/Mattress	Evolution 12	Evolution 15	Evolution 15 Twin Bed	Evolution LG	Aliner Amp
15'	18'	15'	18'	18'	18'	18'
78"	84"	78"	84"	84"	84"	84"
64"	66"	67"	69"	69"	69"	69"
121" Street / 124" Off Road	122" Street / 127" Off Road	124"	127"	127"	127"	127"
97"	99"	99"	99"	99"	99"	99"
180 lbs.	240 lbs.	210 lbs.	200 lbs.	240 lbs.	240 lbs.	200 lbs.
1,930 lbs.	1,985 lbs.	1,965 lbs.	2,400 lbs.	2,400 lbs.	2,390 lbs.	2,600 lbs.
3,000 lbs.	3,500 lbs.	3,000 lbs.	3,500 lbs.	3,500 lbs.	3,500 lbs.	3,500 lbs.
14" Aluminum Standard	14" Aluminum Standard	15" Aluminum Standard	15" Aluminum Standard	15" Aluminum Standard	15" Aluminum Standard	15" Aluminum Standard
Euro, (Flush Mount)	Euro, (Flush Mount)	Euro, (Flush Mount)	Euro, (Flush Mount)	Euro, (Flush Mount)	Euro, (Flush Mount)	Euro, (Flush Mount)
S	N/A	N/A	32" x 32" Hidden	32" x 32" Hidden	32" x 32" Hidden	32" x 32" Hidden
N/A	S	N/A	S	S	S	S
11 gallon	11 gallon	11 gallon	35 gallon	35 gallon	35 gallon	35 gallon
3	3	3	3	3	3	3
S	S	S	S	S	S	S
N/A	40" x 80"	46" x 76"	60" x 80"	40" x 80"	40" x 80"	40" x 80"
74" x 76"	60" x 80"	56" x 76"	60" x 80"	30" x 80" Twin Beds	60" x 80"	60" x 80"
S	S	S	S	S	S	S
N/A	N/A	N/A	N/A	N/A	N/A	N/A
S	S	S	S	S	S	S
S	S	N/A	N/A	N/A	N/A	N/A
Euro, (Flush Mount)	Euro, (Flush Mount)	Euro, (Flush Mount)	Euro, (Flush Mount)	Euro, (Flush Mount)	Euro, (Flush Mount)	Euro, (Flush Mount)
S	S	S	S	S	S	S
S	S	S	On-Demand	On-Demand	On-Demand	On-Demand
S	S	S	S	S	S	S
N/A	N/A	N/A	N/A	N/A	N/A	N/A
4	4	4	4	4	4	4
S	S	S	S	S	S	S
1	3	3	3	3	3	3
S	S	S	S	S	S	S
S	S	S	S	S	S	S
S	S	S	S	S	S	S
S	S	S	S	S	S	S
Gray	Gray	Slate Gray	Slate Gray	Slate Gray	Slate Gray	Slate Gray
O	O	S	S	S	S	400 Watt Rigid Panel
N/A	O	N/A	O	O	O	400 Watt Rigid Panel
N/A	O	N/A	N/A	N/A	N/A	N/A
N/A	O	N/A	N/A	N/A	N/A	N/A
S	O	S	S	S	S	S
O	O	S	S	S	S	S
S	S	S	S	S	S	S
S	S	S	S	S	S	S
O	O	S	S	S	S	S
N/A	N/A	N/A	N/A	N/A	N/A	S
N/A	N/A	N/A	N/A	N/A	N/A	S
N/A	N/A	N/A	N/A	N/A	N/A	S

ELECTRIC TRAILER

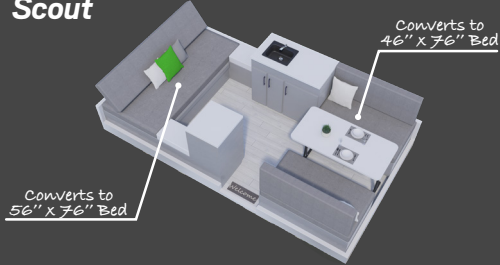
ALINER CAMPER SPECIFICATIONS AND OPTIONS

Scout Series

Scout Lite

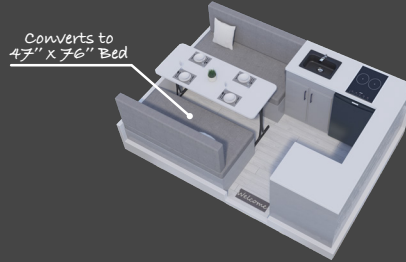


Scout

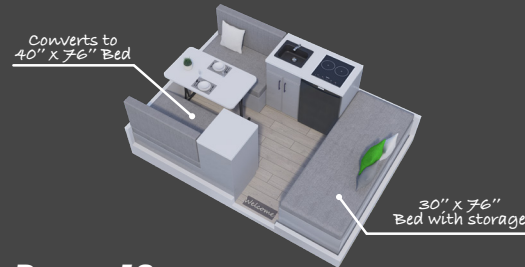


Ranger Series

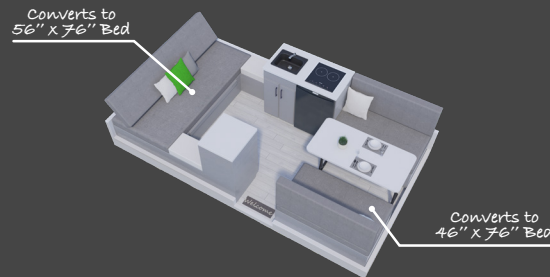
Ranger 10 - Rear Dinette



Ranger 10 - Dual Bed



Ranger 12



Classic Series

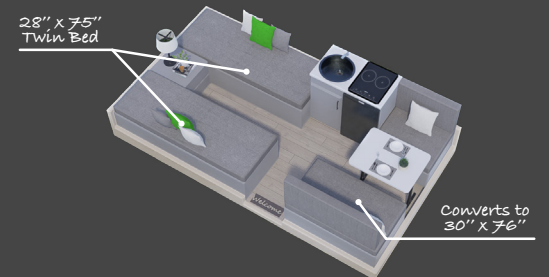
Classic - Rear Sofa



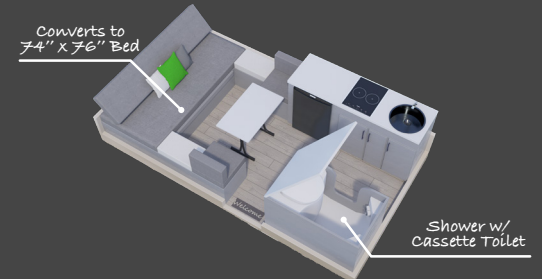
Classic - Mattress



Classic - Twin Bed



LXE



THE ORIGINAL A-FRAME CAMPER

You deserve time to reconnect with friends, family, and nature.

You deserve an ALINER.

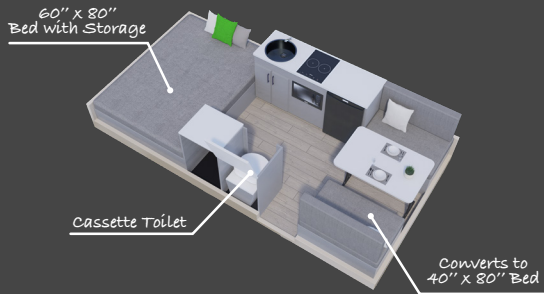


**Expedition Series**

**Expedition - Rear Sofa**

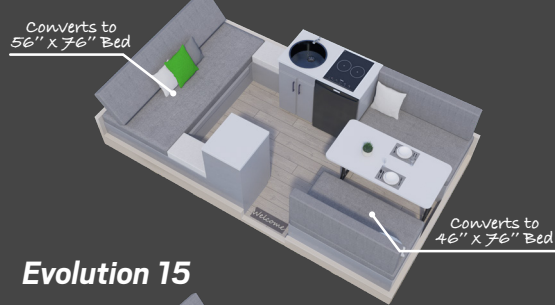


**Expedition - Mattress**



**Evolution Series**

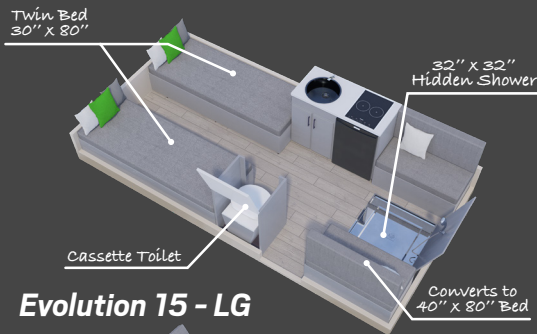
**Evolution 12**



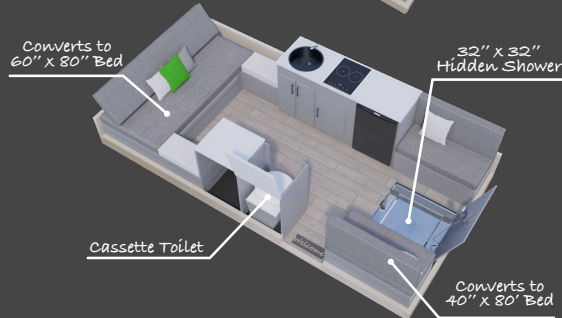
**Evolution 15**



**Evolution 15 - Twin Bed**

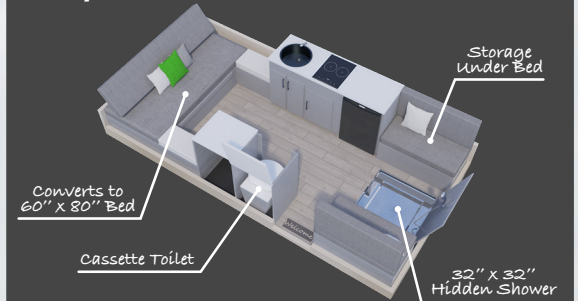


**Evolution 15 - LG**



**Amp**

**Amp**



**CONTACT YOUR LOCAL DEALER  
FOR MORE INFORMATION :**

**SCAN ME  
FOR MORE INFO**



## ***YOUR TRUSTED CAMPER BRAND SINCE 1984.***

Since our humble beginnings, we've been pioneers in the world of compact and versatile travel. Our Aliner camping trailers have become iconic symbols of freedom and exploration, taking countless travelers to the farthest corners of the Earth. Whether you're an avid adventurer or a leisurely explorer, our vehicles have been your trusted companions on the road less traveled.

Over the years, we've honed our skills, embraced cutting-edge technology, and listened closely to the needs of our cherished community. This dedication to continuous improvement has made us the gold standard in the industry, setting trends and raising the bar for excellence in the camping trailer segment.